

## MTX - Holders

# Clear transparent profile carrier

### TECHNICAL DATA SHEET

Revision Number. 1  
Last Edited 5. januar 2024



The MTX holders are profiled to allow each type to accommodate a range of cable sizes. Select the holder size based on the actual external diameter of the wire or cable due to variations in the insulation thickness and conductor format. The MTX profile allows quick mounting and easy adjustment on the wire.

To be used in conjunction with MTX push in markers. No tools needed.

Kabel diameter from 0,5mm to 26mm or 0,5mm<sup>2</sup> to 240mm<sup>2</sup>

#### UV STABILITY DATA.

Results of accelerated ageing testing are as a result of artificial lighting/ illumination in a laboratory. Duration test is 500 hours, which equals 10 years of exposure.

## Industry



Industry



Marine



Wind power



Commercial



Aerospace



Construction



Railway



Military



Electrical installations



Petrochemical



Telecom

### STANDARD COLORS



Clear

### MATERIAL

Rigid PVC compound -Lead free.

### OPERATING TEMPERATURE

-40°C up to +90°C  
(-40F to 194°F)

### PROCESSING METHOD

Extruded profile

### RESISTANCE TO SOLVENTS

Alkali - Alcohol - Acid -and many other solvent

### ROHS COMPLIANT

Yes

### FLAMMABILITY STANDARD

Class V-0 - UL94  
Not flammable

### HALOGEN FREE

No

### THERMAL RESISTANCE

CEI 16-7 The material is compliant to CEI 17-7

### UV STABILITY TEST

The markers has been tested for 500 hours and passed the test to be compliant to UNI EN ISO 4892-2 standard








### STORAGE








Cool and dry in original packaging. Recommended temperature at +10°C to +25°C and 45-55% relative humidity.








### APPLICATIONS

Developed to be used in normal Industry, Wind Power, Commercial, Construction, Electrical and Telecom installations, wire & cable bundling.

## Ordering Info

PART NUMBER	TYPE	KABEL DIAMETER	MATERIAL	QTY	Section range	UOM	HolderLength	
MTXC-015-00-PV	Carrier	0,5-2,2mm	Clear PVC	4000	0,25-0,5mm <sup>2</sup>	Box	15mm	
MTXC-015-01-PV	Carrier	2,0-3,7 mm	Clear PVC	3000	0,5-2,5mm <sup>2</sup>	Box	15mm	
MTXC-015-02-PV	Carrier	3,5-4,3 mm	Clear PVC	2000	2,5-4.0mm <sup>2</sup>	Box	15mm	
MTXC-015-03-PV	Carrier	4,0-6,3 mm.	Clear PVC	1000	4.0-10.0mm <sup>2</sup>	Box	15mm	
MTXC-015-04-PV	Carrier	6,0-10,0 mm.	Clear PVC	500	10.0-25mm <sup>2</sup>	Box	15mm	
MTXC-015-05-PV	Carrier	9,0-15,0 mm.	Clear PVC	250	25-70mm <sup>2</sup>	Box	15mm	
MTXC-015-06-PV	Carrier	14,0-26,0 mm.	Clear PVC	100	70-240mm <sup>2</sup>	Box	15mm	

PART NUMBER	TYPE	KABEL DIAMETER	MATERIAL	QTY	Section range	UOM	HolderLength	
MTXC-018-00-PV	Carrier	0,5-2,2mm	Clear PVC	4000	0,25-0,5mm <sup>2</sup>	Box	18mm	
MTXC-018-01-PV	Carrier	2,0-3,7 mm	Clear PVC	3000	0,5-2,5mm <sup>2</sup>	Box	18mm	
MTXC-018-02-PV	Carrier	3,5-4,3 mm	Clear PVC	2000	2,5-4.0mm <sup>2</sup>	Box	18mm	
MTXC-018-03-PV	Carrier	4,0-6,3 mm.	Clear PVC	1000	4.0-10.0mm <sup>2</sup>	Box	18mm	
MTXC-018-04-PV	Carrier	6,0-10,0 mm.	Clear PVC	500	10.0-25mm <sup>2</sup>	Box	18mm	
MTXC-018-05-PV	Carrier	9,0-15,0 mm.	Clear PVC	250	25-70mm <sup>2</sup>	Box	18mm	
MTXC-018-06-PV	Carrier	14,0-26,0 mm.	Clear PVC	100	70-240mm <sup>2</sup>	Box	18mm	

PART NUMBER	TYPE	KABEL DIAMETER	MATERIAL	QTY	Section range	UOM	HolderLength	
MTXC-023-00-PV	Carrier	0,5-2,2mm	Clear PVC	4000	0,25-0,5mm <sup>2</sup>	Box	23mm	
MTXC-023-01-PV	Carrier	2,0-3,7 mm	Clear PVC	3000	0,5-2,5mm <sup>2</sup>	Box	23mm	
MTXC-023-02-PV	Carrier	3,5-4,3 mm	Clear PVC	2000	2,5-4.0mm <sup>2</sup>	Box	23mm	
MTXC-023-03-PV	Carrier	4,0-6,3 mm.	Clear PVC	1000	4.0-10.0mm <sup>2</sup>	Box	23mm	
MTXC-023-04-PV	Carrier	6,0-10,0 mm.	Clear PVC	500	10.0-25mm <sup>2</sup>	Box	23mm	
MTXC-023-05-PV	Carrier	9,0-15,0 mm.	Clear PVC	250	25-70mm <sup>2</sup>	Box	23mm	
MTXC-023-06-PV	Carrier	14,0-26,0 mm.	Clear PVC	100	70-240mm <sup>2</sup>	Box	23mm	

PART NUMBER	TYPE	KABEL DIAMETER	MATERIAL	QTY	Section range	UOM	HolderLength	
MTXC-030-00-PV	Carrier	0,5-2,2mm	Clear PVC	4000	0,25-0,5mm <sup>2</sup>	Box	30mm	
MTXC-030-01-PV	Carrier	2,0-3,7 mm	Clear PVC	3000	0,5-2,5mm <sup>2</sup>	Box	30mm	
MTXC-030-02-PV	Carrier	3,5-4,3 mm	Clear PVC	2000	2,5-4.0mm <sup>2</sup>	Box	30mm	
MTXC-030-03-PV	Carrier	4,0-6,3 mm.	Clear PVC	1000	4.0-10.0mm <sup>2</sup>	Box	30mm	
MTXC-030-04-PV	Carrier	6,0-10,0 mm.	Clear PVC	500	10.0-25mm <sup>2</sup>	Box	30mm	
MTXC-030-05-PV	Carrier	9,0-15,0 mm.	Clear PVC	250	25-70mm <sup>2</sup>	Box	30mm	
MTXC-030-06-PV	Carrier	14,0-26,0 mm.	Clear PVC	100	70-240mm <sup>2</sup>	Box	30mm	

## General Values for PVC Compound

### PHYSICAL

PROPERTIES	TEST METHOD	TYPICAL VALUE
Density Stress (gram/cm <sup>3</sup> )	ISO 1183	1,27 g/cm <sup>3</sup>
Hardness to 15"- Shore A	ISO 686	83
Vicat softening point 5Kg	ISO 527	83,5 °C
Tensile Strength	ISO 527	19N/mm <sup>2</sup>
Elongation @ break	ISO 527	280 %
Abrasion resistance	DIN 53516	30mm <sup>3</sup>

### THERMAL

PROPERTIES	TEST METHOD	TYPICAL VALUE
Melting Point	.....	88°C 189°F

### ENVIRONMENTAL

PROPERTIES	TEST METHOD	TYPICAL VALUE
TEST with XENON lamp, XENON (340nm) - Light 65 ° c irradiation 0.50 W/m <sup>2</sup> duration 1,42 hours - Light + Spray duration 0.60 W/m <sup>2</sup> duration 18 min	Visual Inspection	No creasing or cracking

**PART NUMBER EXAMPLES - MTXC-015-00.PV**

## Product code

