



# FTI-X Ribbon

## Thermal Transfer Ribbon Specifications

### TECHNICAL DATA SHEET

Revision Number. 1  
Last Edited 5. januar 2024



FTI-X ribbon is a Ultra-High Performance speciality resin ribbon for thermal transfer printers that produces the ultimate in print performance. The print image has superior chemical resistance, scratch resistance with excellent edge definition.

For use on a wide range of identification products. Ideal for use in environments where the marker may come into direct contact with solvent or chemical.

- \* Excellent Scratch resistance
- \* Excellent Smudge resistance
- \* Excellent Solvent Resistance
- \* Military Application
- \* Aerospace Applications
- \* Mass Transit Applications

Can be used for applications requiring resistance to high temperature Print performance.

See individual technical data sheets.

### Industry



Industry



Marine



Wind power



Commercial



Aerospace



Construction



Railway



Military



Electrical installations



Petrochemical



Telecom

### STANDARD COLOR



### MATERIAL SUBSTRATE

Polyester

### INK TYPE

Premium Resin

### MELTING POINT

82°C (179°F)

### HEAT RESISTANCE

Minimum 150°C

### SMUDGE & SCRATCH RESISTANCE

Superior

### RESISTANCE TO SOLVENTS

Superior Resistant against solvents and chemicals

### ROHS COMPLIANT

Yes

### APPLICABLE PRINTERS

CAB - EOS - SQUIX - A4+M

### HALOGEN FREE

Yes - <900ppm. Also BFR/CFR/ PVC free

### THERMAL PRINTING ENERGY

Medium

### DIMENSIONS

100mm x 300Meter

3.9 INCHES X (984 FEET)

### WINDING DIRECTION

Inkside Out

### STORAGE

Do not store in direct sunlight. From date of manufacture 1 year. Cool and dry in original packaging. Recommended temperature.

-5°C (23°F) and 40°C (104°F) is the most critical temperatures it can be stored under. Prolonged storage at higher temperatures and / or higher humidity will shorten shelf life.

### APPLICATIONS

Developed to be used in Aerospace, Military, Defence, Mass Transit and can be used also in the normal Industry, Wind Power, Commercial, Construction, Electrical and Telecom installations, wire & cabling for cable and wire marking products.

This information and data is believed to be accurate and reliable. Although the information and recommendations set forth herein are presented in good faith and believed to be correct as of this date, Link Solutions makes no representations as to the completeness or accuracy thereof. We place at your disposal the technical information necessary for the correct use of our products. As conditions and methods of use are beyond our control, that the person receiving the same will make their own determination as to the suitability for their purpose. We reserve the right to modify characteristics with the aim of improving the product and adapting it to the requirements of the market.

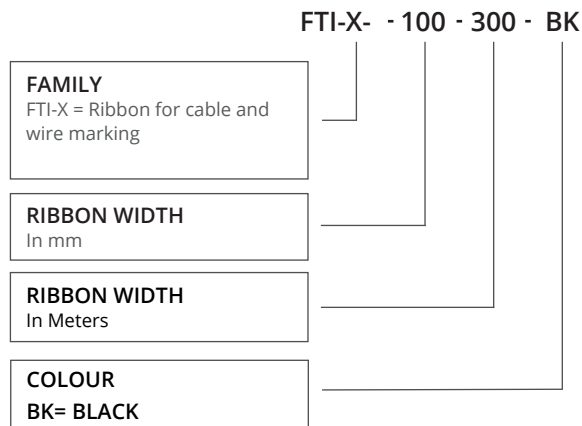
## Ordering Info Ribbbon Inkside Out

PART NUMBER	TYPE	W X L RIBBON	MATERIAL	QTY-PCS	Colour	UOM	Winding Direction	Inner Core Diameter
FTI-X-110x300-BK	Ribbon	100mm x 300 Meter (3,9 inches x 984 Feet)	PremiumResin	1	Black	Roll	Inkside out	25.4mm ( 1inch)
FTI-X-060x300-BK	Ribbon	60mm x 300 Meter (2,36 inches x 984 Feet)	PremiumResin	1	Black	Roll	Inkside out	25.4mm ( 1inch)

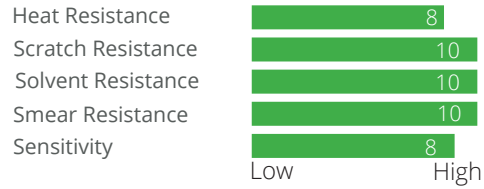
## Ordering Info - Part Number Example

**PART NUMBER EXAMPLES** - FTI-X-100x300-BK

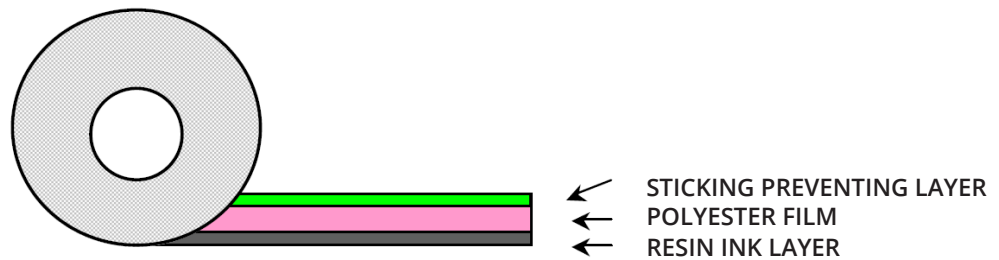
### Product code



## Properties - Performance



## Drawing - Ribbon Inkside In



THICKNESS OF RIBBON	μm	8
THICKNESS OF POLYESTER FILM	μm	5
INK WEIGHT	Gram / m2	2.3

## General Values for Thermal transfer Ribbon

### INK PHYSICAL

PROPERTIES	TEST METHOD	TYPICAL VALUE
Coating Weight	.....	1,8 g/m <sup>2</sup>
Type of ink	.....	Premium Resin
Sensitivity of Ink	.....	Middle-Medium

### INK THERMAL

PROPERTIES	TEST METHOD	TYPICAL VALUE
Temperature Melting Point	.....	-82° C -(179°F)

### SUBSTRATE PHYSICAL

PROPERTIES	TEST METHOD	TYPICAL VALUE
Material	.....	Polyester
Thickness	.....	5,0 µm
Density	.....	1,4 m <sup>2</sup>
Tensile Strength	.....	19kg/mm <sup>2</sup>

### SUBSTRATE THERMAL

PROPERTIES	TEST METHOD	TYPICAL VALUE
Temperature melting point	.....	250 ° C<

### IMAGE STABILITY

PROPERTIES	TEST METHOD	TYPICAL VALUE
Heat resistance	.....	150 ° C for 10 days - 300°C for 5 min
Scratch resistance	.....	Superior
Smudge resistance	.....	Superior
Solvent resistance	.....	Superior